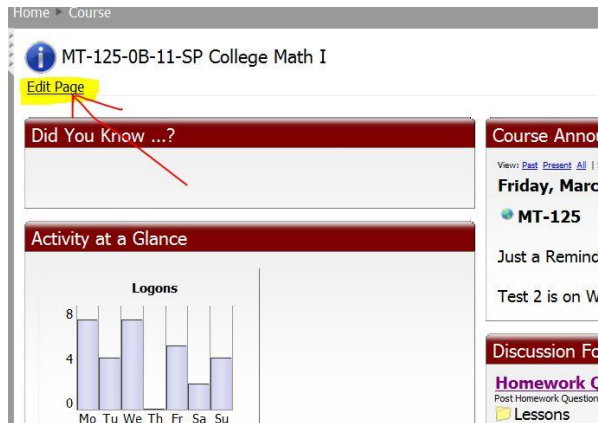
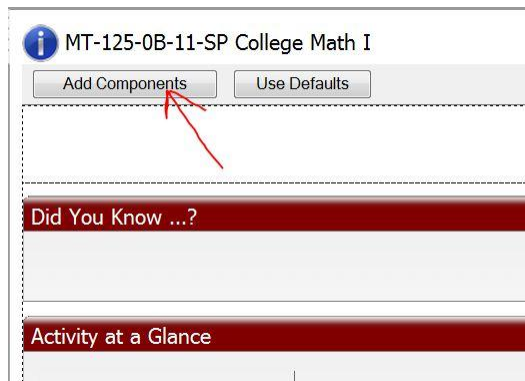


Adding SmarThinking to Your ANGEL Course

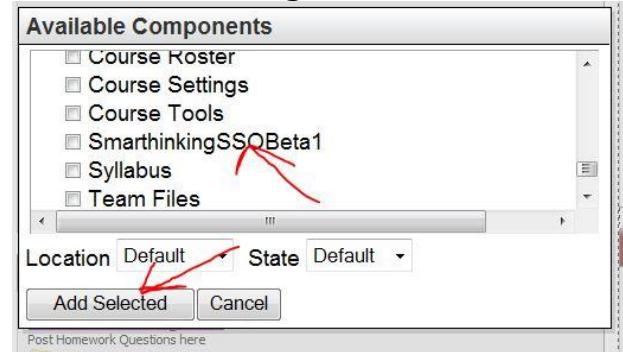
1. Enter the class you wish to add it to you
2. Click Edit Page



3. Click Add Component in the Upper Left Corner of Window



4. Scroll Down and Select **SmarthinkingSSOBeta1**



5. Click Add Selected
6. Drag the SmarThinking Box to your desired location.
7. Click Save in Upper Right Corner of Window